

Архангельск (8182)63-90-72  
Астана +7(7172)727-132  
Белгород (4722)40-23-64  
Брянск (4832)59-03-52  
Владивосток (423)249-28-31  
Волгоград (844)278-03-48  
Вологда (8172)26-41-59  
Воронеж (473)204-51-73  
Екатеринбург (343)384-55-89  
Иваново (4932)77-34-06  
Ижевск (3412)26-03-58  
Казань (843)206-01-48

Калининград (4012)72-03-81  
Калуга (4842)92-23-67  
Кемерово (3842)65-04-62  
Киров (8332)68-02-04  
Краснодар (861)203-40-90  
Красноярск (391)204-63-61  
Курск (4712)77-13-04  
Липецк (4742)52-20-81  
Магнитогорск (3519)55-03-13  
Москва (495)268-04-70  
Мурманск (8152)59-64-93  
Набережные Челны (8552)20-53-41

Нижний Новгород (831)429-08-12  
Новокузнецк (3843)20-46-81  
Новосибирск (383)227-86-73  
Орел (4862)44-53-42  
Оренбург (3532)37-68-04  
Пенза (8412)22-31-16  
Пермь (342)205-81-47  
Ростов-на-Дону (863)308-18-15  
Рязань (4912)46-61-64  
Самара (846)206-03-16  
Санкт-Петербург (812)309-46-40  
Саратов (845)249-38-78

Смоленск (4812)29-41-54  
Сочи (862)225-72-31  
Ставрополь (8652)20-65-13  
Тверь (4822)63-31-35  
Томск (3822)98-41-53  
Тула (4872)74-02-29  
Тюмень (3452)66-21-18  
Ульяновск (8422)24-23-59  
Уфа (347)229-48-12  
Челябинск (351)202-03-61  
Череповец (8202)49-02-64  
Ярославль (4852)69-52-93

[www.globalw.nt-rt.ru](http://www.globalw.nt-rt.ru) || [gwb@nt-rt.ru](mailto:gwb@nt-rt.ru)

# Промышленный контроль Global Water

## Технические характеристики





## Features

- Control a variety of external devices based on a variety of sensor types
- Digital LCD screen
- Easy to use 4 button interface with user selectable sensor types
- 4-20 mA analog output for recorders or displays
- Two independent output relays with parallel open collector signal lines
- Water resistant enclosure
- Environmental enclosure optional

## Specifications

Power	90-240 AC or 12VDC 60mA DC normal, 150mA maximum 120µA average during sleep mode
Sensor Reading	5 digits + decimal point
Analog Sensor Input	4-20mA, 0-1V, 0-5V
Input Resolution	0.005mA, 0.24mV, or 1.2mV
Relay Contacts	Voltage: 30VDC Current: 5A/30VDC Max Capacity: 150W Relay 1, 2nd Output: NPN to ground, 1.0Kohm pull-up resistor Relay 2, 2nd Output: NPN to ground, open-collector
Analog Output	4mA minimum, 20mA maximum Resolution: 0.005mA

# PC300 Process Controller

System for Measurement and Control of a Variety of Parameters

## Description

Global Water's PC300 Process Controller is a highly reliable and accurate measurement and control device for all of our 2 and 3 wire 4-20 mA sensors. The PC300 comes pre-programmed for use with 10 sensors and 14 engineering units. The PC300-C can also be custom programmed at the factory to monitor any sensor in any units selected by the customer, including sensors with voltage outputs. Please contact Global Water regarding this option.

## Accurate Control

The PC300 includes two separate relays for controlling all types of external devices, including samplers, alarms, mixers, pumps, control valves, floodgates, and telemetry systems. Each relay is independently programmable to trigger on maximum and/or minimum levels in one of three different modes.

## Capable Display

The PC300 includes an LCD display that shows the type of sensor that is being monitored, the data reading, and the engineering units. The display also indicates if either of the PC300's two relays have been

triggered since last reset, and if so, which relay was triggered and whether the maximum or minimum limit was exceeded.

## Easy Installation

The Process Controller is enclosed in a rugged case that can be easily secured to a wall, panel, or different types of mounting hardware. Please note that, while the case is watertight and will resist moisture, Global Water does not recommend mounting the PC300 outdoors without additional protection. For outdoor use, select the FCBAT Environmental Enclosure option, which includes an enclosure, battery, and battery charger.

## Datalogging Options

For combined control and datalogging capabilities, you can select the PC300-DS (for serial communication) or the PC300-DU (for USB communication). These options include a process controller and an internal datalogger. (For datalogger specifications, please see the GL500-2-1 on page 123.)

## Ordering & Options

### Process Controllers

Order No.	Description
PC300	Process Controller
PC300-DS	Process Controller with Serial Datalogger
PC300-DU	Process Controller with USB Datalogger
PC300-C	Custom Controller

### Accessories

Order No.	Description
FCBAT	Environmental Enclosure, Battery, and Battery Charger

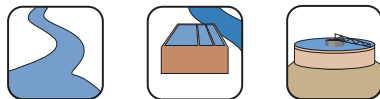
Sensor Types/Units	Water Level (feet/meters), Temperature (°F/°C), pH (no units), Dissolved Oxygen (%), Turbidity (NTU/ppm), Conductivity (µS), Wind Speed (mph/kph), Wind Direction (°), Soil Moisture (%), custom sensor (any of the above, mA, mV or custom programmed units)
Sensor Data Ranges	0.000 to 60,000 (60000 in the display with 4 different decimal point positions)
Relay Time	Range: 1-60,000 seconds (16.7 hours) Resolution: 1 second increments
Sleep Time	Range: 1 to 240 minutes (4 hours); Resolution: 1 minute increments
Operating Temp	32 to 122 °F (0 to 50 °C)
Storage Temp	-4 to 158 °F (-20 to 70 °C)
Enclosure	4.7 x 7.9 x 3 inch, (12 x 20 x 7.5 cm) NEMA 4X
Weight	31 oz (879 g)



## Features

- Two versions to meet any level monitoring & control need
- Accepts most 4-20mA level transmitters
- LS version controls 2 pumps with alternation and lead/lag functions
- SP version provides 6 configurable relay outputs
- Logs pump run times, cycles and alarm events (LS version)

## Applications



Ideal for monitoring water levels and controlling pumps for a variety of environmental, water, and wastewater applications, including lift stations, clear wells, pump and valve control, and more.

## Specifications

Controller Type	Microprocessor based level monitor/controller
Analog Input	4-20mA, scaleable span
Display	16 character x 2-line LCD w/backlight
Keypad	15 sealed membrane keys
Relay Outputs	Up to 6 relay outputs, each rated 5A @ 250 VAC
Relay Functions	LS version: Four: 0 = pump 1, 1 = pump 2, 2 = low alarm, 3 = hi alarm Preprogrammed functions: pump down, lead/lag/alternation SP version: Six: user configurable for on/off functions

# LevCon™ Level Controller

Set Point Controller for Monitoring Water Level and Controlling Two Pumps

## Description

### Two versions

The versatile LevCon-SP set point liquid level controllers provide up to 6 user configurable relay outputs. Each relay has an ON and OFF level, making it perfect for many liquid level control applications. The LevCon-SP may be used for on/off control of pumps, valves, chemical feed systems and alarms.

The LevCon-LS lift station liquid level controller provides an impressive list of features including: automatic alternation, 2 pump control outputs, 2 high/low level alarms, pump call to run status, simulation mode, and data logging of pump run times/cycles for each pump. At any time you can scroll through up to 7 days of pump run times and cycle events for each pump. The LS model is for pump down applications only and comes with the 4 relay functions preprogrammed for quick and easy setup.

### Liquid Level Controller Inputs and

**Outputs** The liquid level controllers high resolution 4-20mA analog input channels provide for submersible pressure sensors, ultrasonic and radar transmitters, and other analog level sensing devices. NOTE:

Clock	Real-time clock functions (date and time)
Power	20.4-28.8 VDC
Enclosure	¼ DIN, IP65 front
Mounting	DIN rail (35mm) or panel mount (¼ DIN)
Dimensions	3.78 x 3.78 x 2.52 inch (96 x 96 x 64mm)
Optional Enclosure Dimensions	12 x 10 x 6 inch (30 x 25 x 15 cm)
Certifications	UL/cUL Listed

A 4-20mA level sensor must be connected to the liquid level controller for it to work properly. The LevCon-SP controller's 6 relay outputs are completely user configurable. The LevCon-LS lift station controller's 6 relays are preprogrammed for one of four modes to provide alternation and lead/lag functions for two pumps as well as a number of outputs for high/low level alarms, pump status alarms and even control for chemical feed pumps or some other system.

### Liquid Level Controller User Interface

Both versions of the liquid level controllers feature an easy user interface with a keypad and a bright 2-line by 16 character LCD display for level, pump status monitoring and operation set up. Both LevCon™ controllers have a simulation mode that allows you to check all your control and alarm functions without having to manually cycle your pumps or wait for the levels to change. The controllers have user selectable units that allow you to display the level in: inches, feet, centimeters, meters or no unit (blank).

## Ordering & Options

### Level Controller

Order No.	Description
LevCon-SP	Set Point Controller
LevCon-LS	Lift Station Controller

### Accessories

Order No.	Description
PS5R-SC24	24 VDC Power Supply
WL400-015-025	Level Sensor, 0-15 ft range, 25 ft cable, see page 6
WL430-034	Wastewater Level Sensor, 34 ft cable, see page 9
FE1100	Enclosure with 12V Power Supply and Cord
FE1150	Enclosure with 12V Power Supply, No Cord



## 3675 pH Controller

Controller for Monitoring and Controlling pH

### Description

Global Water's 3675 pH Controller is a precise instrument for measuring and controlling pH and mV (ORP). The 3675 includes two output relays for ON/OFF control. The unit requires a Pt-100 ATC probe (sold separately) or a simulation resistor for automatic temperature compensation.

### Capable Operation

The 3675 pH Controller's isolated 4-20 mA analog output covers the input control range of 0 to 14 pH and 0 to 1400 mV. The controller includes dual SPDT Hi/Lo relays, manual set points, and calibration potentiometers set into the front of the controller's panel. It also includes an external pH/ORP select switch.

### Accurate Output and Display

The 3675 pH Controller features a highly accurate isolated 4-20 mA current output for printers, computer interfacing periph-

erals, and recorders like Global Water's GL500 Global Logger (see page 122). The pH Controller's display is a large, easy to read 1/2 inch LCD screen.

### Easy Installation

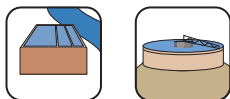
The pH Controller is housed in a 1/4 inch DIN panel mount controller box that fits into standard panel cutouts. The enclosure also provides industrial moisture protection for your pH control system.

The separately sold 600E-ORP ORP Electrode is compatible with this unit. The controller also requires a Pt-100 ATC probe (see Ordering & Options below) or a simulation resistor for temperature compensation. Sensors are easily attached using the controller's BNC input and spade lug screw type connector block.

### Features

- High performance pH control
- Automatic temperature compensation
- Dual ON/OFF relays
- Large LCD screen
- Front panel adjustment

### Applications



Ideal for controlling pH in process water and wastewater applications.

### Specifications

Controller Range	pH: 0 to 14.0 pH mV: $\pm 1999$ mV
Controller Resolution	pH: 0.01 pH mV: 1.0 mV
Controller Accuracy	pH ( $\pm$ digit): $\pm 0.01$ pH mV ( $\pm$ digit): $\pm 0.1$ %
Input Range of Relay Outputs	pH: 0 to 14.00 pH mV: $\pm 1999$ mV
Input Range of Current Output	pH: 0 to 14.00 pH mV: 0 to 1400 mV
Relay Outputs	Maximum rated load: 5 Amp at 115 VAC, 2.5 Amp at 230 VAC resistive load Isolated 4-20 mA output Range: Over input span
Accuracy	0.1% of span
Isolation Voltage	500 VDC minimum
Load Resistance	550 Ohms minimum

Input Impedance	$>10^{12}$ ohms
Temperature Compensation	Auto 0.0 to 100.0°C
Temperature Sensor	PT-100, Alpha = 0.00385
Readout	1/2 inch high LCD display
Power Source	115 VAC, 230 VAC $\pm 15\%$ 50/60 Hz
Mounting	1/4 inch DIN
Dimensions	3.75 x 3.75 x 4.75 inch (96 x 96 x 119.3mm)
Weight	2 lbs (0.77 kg)

### Ordering & Options

#### pH Controller\*

Order No.	Description
3675	pH Controller

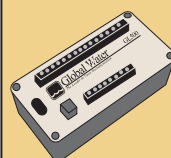
\* pH/reference electrode and ATC probe sold separately.

#### Accessories

Order No.	Description
600E-ORP	ORP Electrode (epoxy with BNC connector)
600P	pH/Ref Electrode (epoxy with BNC connector)
600A-ST	Pt-100 ATC probe (stainless steel, epoxy with BNC connector)

Please call for enclosure options.

#### You may also like . . .



#### GL500 Global Logger

Record data from the 3675 pH Controller's 4-20 mA output.

Page 122

# 3101 Conductivity Controller

## Controller for Monitoring and Controlling Conductivity



### Description

Global Water's 3101 Conductivity Controller is a high performance digital indicating controller. The 3101 has a dual set point, ON/OFF controller for use with a temperature compensated K=1.0 cell constant conductivity probe (sold separately).

### Capable Control

The 3101 Conductivity Controller has a front panel cell adjustment potentiometer. The controllers' overall conductivity indication and control range is 0 to 200 mS/cm. Multiple ranges can be selected via internal DIP switches, including: 0 to 99.9 mS/cm, 0 to 9.99 mS/cm, 0 to 200 mS/cm, and 0 to 999 S/cm.

### Accurate Output and Display

The controller features a highly accurate linearized analog voltage output of 1 mV/LSD for printers, computer interfacing peripherals, and recorders like Global Wa-

ter's GL500 Global Loggers (starting on page 122). The conductivity controller's high efficiency bright red LED display is a large 0.56 inches.

### Easy Installation

The 3101 controller is packaged inside of a 1/8 DIN front panel mount enclosure, which can easily be bracketed to a mounting panel.

The 3101 is designed for use with conductivity probes of 1.0 cell constant, such as the 3101CC-01 Conductivity Probe, which is sold separately (see Ordering & Options below). The probe can easily be connected to the 3101's spade lug type connectors. All conductivity controllers are heat cycled 100 hours prior to shipment. The probe should be calibrated with standard solution before use. Calibration using the 3101 is a simple process.

### Specifications

Range	Resolution
0-200 mS/cm	1 mS/cm
0-99.9 mS/cm	0.1 mS/cm
0-9.99 mS/cm	0.01 mS/cm
0-999 $\mu$ S/cm	1 $\mu$ S/cm

Accuracy	$\pm 1\%$ of span $\pm 1$ digit
Automatic Temperature Compensation	41 to 131°F, 2%/°F (5 to 55°C, 2%/°C)
Cell Constant	1.0 front panel cell constant adjustment
Control Range	Over 0 to 900 count
Control Action	On/Off
Controller Relay Output	8 Amp at 115 VAC, 4 Amp at 230 VAC, resistive load

Recorder Output	1mV/LSD, $\pm 0.5\%$ , $\pm 1$ mV
Decimal Point	Internal DIP switch selectable
Relay Output	8 Amp at 115 VAC, 4 Amp at 230 VAC
Readout	0.56 inch high efficiency red LED display
Power Source	115 VAC, 230 VAC $\pm 15\%$ 50/60 Hz
Mounting	1/8 inch DIN
Dimensions	3.75 x 2 x 6.625 inch (96 x 48 x 167mm)
Weight	1.5 lbs (0.69 kg)

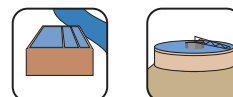
"A waster of water is a waster of better."

— Old Irish Adage

### Features

- High performance conductivity control
- Programmable wide measurement range
- Automatic temperature compensation
- Set points on front panel
- Large bright red LED screen
- Dual heavy duty output relays
- Easy front panel mounting
- 1/8 DIN front panel mount enclosure

### Applications



Ideal for controlling conductivity in process water and wastewater applications.

### Ordering & Options

#### Conductivity Controller\*

Order No.	Description
3101	Conductivity Controller

\* Conductivity probes sold separately.

#### Conductivity Probe

Order No.	Description
392-120	SS Conductivity Probe Platinum, 0 to 1000 uS, 10-ft cable, ABS Plastic Body, 3/4 inch MNPT mounting, Tinned Leads
392-121	SS Conductivity probe, Platinum, 0 to 5000 uS, 10-ft cable, ABS Plastic Body, 3/4 inch MNPT mounting, Tinned Leads

Please call for enclosure options.

# 3671 ORP Controller

Controller for Monitoring and Controlling ORP

## Description

Global Water's 3671 ORP Controller is a high performance instrument for measuring and controlling ORP. The 3671KB is a complete ORP Controller Kit, including a controller, pH/reference electrode, and a Pt-100 ATC probe. We also offer the stand-alone controller (Order No. 3671), with the reference electrode and ATC probe sold separately. The controller uses an all solid state design to achieve low power consumption and reduced internal heating.

## Capable Features

The 3671 ORP Controller features dual SPDT Hi/Lo relays, manual set points, and calibration potentiometers set into the front of the panel. In addition, the 3671 includes an internal ORP select switch, automatic temperature compensation from 32 to 212°F (0 to 100°C), and set points that cover the entire ORP sensor span.

## Accurate Output and Display

The ORP controller features a voltage output for use with a data recorder such as Global

## Specifications

Controller Range	pH: 0 to 14.0 Temp: 32.0 to 212.0 °F (0.0 to 100.0 °C) mV: -1990 to +1990
Controller Resolution	pH: 0.1 Temp: 1.8 °F (1 °C) mV: 10
Controller Accuracy	pH (± digit): 0.1 (relative) when standardized within 2 pH Temp (± digit): 1 mV (± digit): +0.1 %
Input Impedance	>1012 ohms
Temperature Compensation	Auto 32.0 to 212.0 °F (0.0 to 100.0 °C)
Recorder Output (Full Range)	pH: 1400 mV Temp: 1000 mV mV: ± 1990mV
Dual Point ON/OFF Control	pH or ORP with internal select switch
Dead Band	± 0.1 pH for each set point
Relay Output	8 Amp at 115 VAC, 4 Amp at 230 VAC
Readout	0.56 inch, high efficiency, red LED display
Power Source	115 VAC, 230 VAC + 15% 50/60 Hz
Dimensions	3.75 x 2 x 6.75 inch (96 x 48 x 172mm)
Weight	1.5 lbs (0.69 kg)

## Features

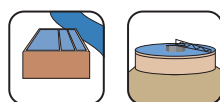
- High performance ORP control
- Automatic temperature compensation 0-100° C
- Set points on front panel
- Large bright red LED screen

Water's GL500 Global Logger. The controller also has a large, 0.56 inch display that uses a high efficiency bright red LED for easy reading.

## Easy Installation

The 3671 is housed in a 1/8 DIN panel mount controller box that fits into standard panel cutouts. The 3671KB Kit includes an ATC sensor (required for temperature compensation) and a pH/Ref electrode. Other sensors are sold separately (see Ordering & Options below). The sensor can easily be connected to the controller's BNC input and spade lug screw type connector block.

## Applications



Ideal for controlling ORP in process water and wastewater applications.

## Ordering & Options

### ORP Controller and Kit

Order No.	Description
3671KB <sup>1</sup>	ORP Controller Kit
3671 <sup>2</sup>	ORP Controller

1) Kit includes ORP controller, pH/Ref Electrode, and ATC probe.

2) pH/reference electrode and ATC probe sold separately.

### Accessories

Order No.	Description
600E-ORP	ORP Electrode (epoxy with BNC connector)
3671A	ATC Phono Plug
WQ620 Series	ORP Electrodes, see page 109

Please call for enclosure options.

# WALARM Wind Alarm

Wind Alarm Controller

## Features

- Rugged
- Dual set point alarms
- Dual warning lights



## Description

The WALARM Wind Alarm Controller is a dual set point controller enclosed in a weathertight polycarbonate case. It includes a wind speed sensor, a sensor stub-mast, and mounting hardware and can be used to alert you of high or low wind speeds. The WALARM is accurate to ± 2 mph and operates on 12 volts DC, with an AC adaptor optional.

You can easily set the controller's two wind alarm levels with the front panel thumbwheels. When wind speed achieves the first alarm setting, a yellow warning light illuminates and one internal SPDT relay activates. When the wind speed achieves the second setting, a red light illuminates, a 90dB piezo buzzer sounds, and the second internal SPDT relay is activated.

## Applications



Ideal for monitoring wind conditions for cranes, water fountains, and other wind sensitive applications.

## Specifications

Accuracy	± 2 mph
LED Window	2 digits, 1 x 1 inch window
Cup Type	3 cup generator type
Cable	22 AWG, 2-conductor, Non-PVC jacketed, 60' included (NOTE: Sensor will operate on up to 500ft of 22 AWG wire.)
Input Voltage	12VDC, AC adaptor available as an option
Alarm Output	2 SPDT Outputs, Yellow LED, 90dB Piezo Buzzer, Red LED
Dimensions	6.3 x 4.72 x 3.29 inch (16 x 12 x 8.4 cm)
Weight	4.3 lbs (2 kg)

## Ordering & Options

Order No.	Description
WALARM *	Wind Alarm Controller
EC0500	AC Power Option

\* Specify units when placing order: mph, km/h, or knots.





## Features

- Weather resistant housing
- Self-powered model to stand alone
- Bright strobe and loud sounder
- Easy to install just about anywhere
- Robust and reliable
- Choose the power option that best suits your application
- Integrates well with our water detection sensors, float switches, and controllers

## Specifications

Input	Contact switch closure, 40mA load
Outputs	12 VDC (switched) power terminals, 25mA maximum External NO relay contact: 5A @30VDC
Power	WA400-AC: 115 VAC WA400-DC: Eight 1.5 volt AA batteries (apprx. 12 hr continuous) WA400-BU: 115 VAC with eight 1.5 V AA batteries as backup
Visual Alarm	Strobe w/red lens (apprx. 1 Hz)
Audible Alarm	95dB, 2900 Hz sounder (@ 10 cm)
Enclosure	PVC, weather resistant w/wall brackets
Dimensions	14 inch long x 2½ inch dia. (35.5cm long x 6.4cm dia.)
Weight	2.5 lbs (1.1kg)

# WA400 Strobe and Sounder Alarm

Strobe and Sounder for Alarm Notification

## Description

Global Water's WA400 Strobe and Sounder Alarm is robust and easy to install anywhere you need reliable alarm notification. The WA400 features a weather-resistant PVC enclosure for outdoor applications, a bright flashing strobe light and loud siren for alarm notification, and a choice of versions and accessories. The WA400 is compatible with our WA100 Float Switch (see page 15) and WA600 Water Alarm Sensor (see page 15) for water level alarming, as well as any contact closure.

## Options to Meet Your Needs

The WA400-DC battery powered version may be quickly deployed in temporary emergency applications or anywhere you need an alarm where no AC power is available. The unit will strobe and sound for up to 12 hours on its eight standard 1.5 volt AA batteries.

The WA400-AC externally powered version allows you to use the alarm with water level sensors, any standard float switch, or any contact closure. Our

WA400-BU version includes an automatic battery backup in addition to standard AC power— a great feature if your AC power source may be unreliable.

## Augment with Accessories

Our rugged WA600 Water Alarm Sensors (see page 15) provide high and low water level detection capabilities for the WA400-AC unit. (Please note that the WA600 sensor should not be used with the WA400-DC model.) Our specially designed WA100 low current float switch (see page 15) is compact and self-weighted for quick and easy installation, and it works on any of the WA400 units. Also, the WA100 may be configured for NO (normally open) high level actuation or NC (normally closed) low level actuation. The WA400 Strobe and Sounder Alarm may also be used on other equipment such as our PC300 Process Controller (see page 132), or any device that has a dry contact switch output including pump panels and security switches.

## Ordering & Options

### Strobe and Sounder Alarms

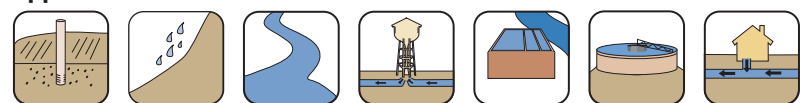
Order No.	Description
WA400-AC	Alarm, AC Powered
WA400-DC	Alarm, Battery Powered
WA400-BU	Alarm, AC w/ Battery Backup

### Accessories

Order No.	Description
WA100	Float Switch, see page 15
WA600*	Water Alarm Sensor, see page 15

\* Please note that the WA600 sensor should not be used with the WA400-DC model.

## Applications



Ideal for alarm notification for a variety of applications and a range of environments.

### You may also like . . .

**WA600 Water Alarm Sensor**  
High and low water level detection sensor that works with the WA400-AC or -BU units.  
**Page 15**

**WA100 Float Switch**  
Compact and self-weighted float switch that works with any of the WA400 units.  
**Page 15**

**PC300 Process Controller**  
The WA400 can be integrated into a PC300 system for alarm notification of a variety of conditions.  
**Page 132**

# AD200-4 and AD200-1 Voice Autodialers

Autodialers for Easy Voice Alarming

## Description

Global Water's AD200 Voice Alarm Autodialers provide cost-effective notification of emergency conditions such as high water levels, equipment failures, and security breaches. For applications without a land line, see the CP200 accessory, which adds a cellular interface for remote AD200 applications.

### Multiple and Single Alarm Models

The AD200-4 accepts 4 alarm inputs and will store and dial up to eight numbers, including numbers for standard (voice) phones, most cell phones, and pagers. For single alarm applications, the low-cost AD200-1 accepts one alarm input and will dial up to four phone and pager numbers. When either model senses an alarm, it begins to dial out, sending your own pre-recorded alarm messages—voice messages to your phone list and numeric

codes to your pager list.

### Easy Operation

The AD200 dialer is easy to program via the on-board keypad, LCD display, and built-in speaker. Any NO (normally open) or NC (normally closed) contact or low voltage input may be used to trigger the AD200; including float switches, door switches, water sensors, and motion detectors (see Ordering & Options below).

### Flexible Power

The AD200-1 includes provision for back-up power via a standard 9 volt battery. For the AD200-4, we offer an optional auto-charge battery pack that will maintain operation for up to 24 hours in the event of an extended power failure. Both models include an AC adapter for normal operation.



## Features

- Records your own voice message for each alarm input
- Calls up to eight numbers in any combination of telephones or pagers
- Sends voice message to phones or numeric code to pagers
- Easy to install and program
- Non volatile memory protects program against power failures
- Programmable exit and entry delay
- Internal 9V battery backup (AD200-1)
- Three-year limited warranty
- 1/8 DIN front panel mount enclosure

## Specifications

Number of Inputs	AD200-4: Four AD200-1: One
Activation	Dry contact: NO or NC, momentary or continuous Voltage: 0 to +V (NC) or +V to 0 (NO), 5 to 28 VDC
Phone Number Storage	AD200-4: Up to 8 AD200-1: Up to 4
Maximum Digits	28 (including up to 10 pauses)
Power	9 to 18 VDC (AC adapter included)
Battery Backup	AD200-4: Original battery pack AD200-1: 9VDC battery (not included)
Enclosure Type	Indoor
Dimensions	6 x 4 x 1.5 inch (15.2 x 10.2 x 3.8 cm)
Optional Enclosure Dimensions	12 x 10 x 6 inch (30 x 25 x 15 cm)
Weight	0.8 lb (0.4 kg)

## Ordering & Options

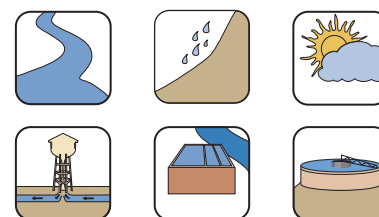
### Autodialers

Order No.	Inputs	Dial Out
AD200-4	4	8 Ph/Pgr
AD200-1	1	4 Ph/Pgr

### Accessories

Order No.	Description
AD200-BKUP	Backup Power Pack for AD200-4
AD200-AC	Extra AC Adapter
AD200-DS	Door Switch, heavy duty magnetic
FE1000	Optional Enclosure
WA600	Water Alarm Sensor, see page 15
WA100	Float Switch, see page 15

## Applications



Ideal for cost-effective notification of emergency conditions such as high water levels, equipment failures, and security breaches for a variety of applications.

"You could not step twice into the same rivers; for other waters are ever flowing on to you."

— Heraclitus of Ephesus





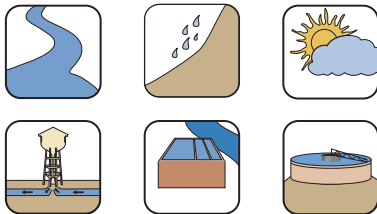
## CVD-2000 Cellular Autodialer USP

Autodialers for Easy Voice Alarming

### Features

- Alarm notification anywhere there is cell phone service
- Fast, simple installation
- No cell phone contract required
- Includes up to 400 minutes of prepaid cellular service
- Weather resistant enclosure included

### Applications



Ideal for monitoring construction sites, lift stations, remote water pumping sites, trailers, any site without land lines, and many others.

### Description

Perfect for Residential, Commercial or Industrial applications, the CVD-2000PS Cellular Autodialer is designed for direct, immediate notification of emergency situations. Because the cellular autodialer doesn't require a land line, you can install it wherever it is needed and call out using a cellular connection. The compact and rugged Cellular Autodialer is easy to install and configure. The Cellular Autodialers operate on AC power, but are rechargeable battery capable for remote monitoring locations where power is not available. The cellular autodialer includes everything you need to start using the system, including the AD200-4 autodialer,

cellular phone, 400 prepaid minutes good for one year, and AC adapter, so you can rest assured that if something happens, you will be notified. Note: Prepaid service is through AT&T Wireless. The cellular autodialer only works where AT&T provides wireless service.

The CVD-2000PS Cellular Autodialers are easy to program via the on-board keypad, LCD display, and built-in speaker. Any NO (normally open) or NC (normally closed) contact or low voltage input may be used to trigger the cellular autodialers, including float switches, door switches, water sensors, and motion detectors.

### Specifications

Communications	Standard cellular phone w/AT&T wireless service
Power	AC adapter included (Optional rechargeable 12VDC battery)
Number of Inputs	Four
Activation Dry contact	NO or NC, momentary or continuous
Voltage	0 to +V (NC) or +V to 0 (NO), 5-28 VDC
Phone Number Storage	Up to 8
Maximum Digits	28 (including up to 10 pauses)
Enclosure Dimensions (LxHxD)	14x14x8in (35.5x35.5x20.3cm)
Weight	17.0 lb (7.7 kg)

### Ordering & Options

#### Cellular Autodialer Interface & Accessories

Order No.	Description
CVD-2000PS	AD200-4 autodialer, cellular phone, 400 prepaid minutes, and AC adapter
CVD-2000P	AD200-4 autodialer, cellular phone, and AC adapter.
00-010	12V 5AH Rechargeable Battery
BC100	Smart Charger Maintain constant battery voltage and increase battery life, see page 128
SP101	Solar Panel (2 watts, 80mA minimum), see page 128

“Eventually, all things merge into one, and a river runs through it. The river was cut by the world's great flood and runs over rocks from the basement of time. On some of the rocks are timeless raindrops. Under the rocks are the words, and some of the words are theirs. I am haunted by waters.”

– Norman Maclean, *A River Runs Through It*

Архангельск (8182)63-90-72  
Астана +7(7172)727-132  
Белгород (4722)40-23-64  
Брянск (4832)59-03-52  
Владивосток (423)249-28-31  
Волгоград (844)278-03-48  
Вологда (8172)26-41-59  
Воронеж (473)204-51-73  
Екатеринбург (343)384-55-89  
Иваново (4932)77-34-06  
Ижевск (3412)26-03-58  
Казань (843)206-01-48

Калининград (4012)72-03-81  
Калуга (4842)92-23-67  
Кемерово (3842)65-04-62  
Киров (8332)68-02-04  
Краснодар (861)203-40-90  
Красноярск (391)204-63-61  
Курск (4712)77-13-04  
Липецк (4742)52-20-81  
Магнитогорск (3519)55-03-13  
Москва (495)268-04-70  
Мурманск (8152)59-64-93  
Набережные Челны (8552)20-53-41

Нижний Новгород (831)429-08-12  
Новокузнецк (3843)20-46-81  
Новосибирск (383)227-86-73  
Орел (4862)44-53-42  
Оренбург (3532)37-68-04  
Пенза (8412)22-31-16  
Пермь (342)205-81-47  
Ростов-на-Дону (863)308-18-15  
Рязань (4912)46-61-64  
Самара (846)206-03-16  
Санкт-Петербург (812)309-46-40  
Саратов (845)249-38-78

Смоленск (4812)29-41-54  
Сочи (862)225-72-31  
Ставрополь (8652)20-65-13  
Тверь (4822)63-31-35  
Томск (3822)98-41-53  
Тула (4872)74-02-29  
Тюмень (3452)66-21-18  
Ульяновск (8422)24-23-59  
Уфа (347)229-48-12  
Челябинск (351)202-03-61  
Череповец (8202)49-02-64  
Ярославль (4852)69-52-93

**www.globalw.nt-rt.ru || gwb@nt-rt.ru**